

SD83 Parent Connect Instructions:

School District 83 is now using My Education BC (MyEd) as the primary student information system. Parent Connect continues to be used by the District to allow permission forms to be completed.

Forms that can be completed through Parent Connect: <https://parentconnect.sd83.bc.ca>

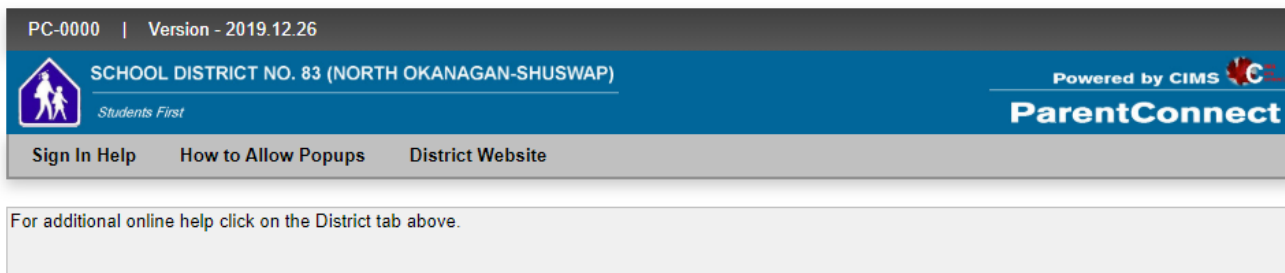
1. Parent Information Code of Conduct
2. Parent Personal Information Consent
3. Parent Outside Media Consent
5. Parent Network Permission (Parent Wifi permission – student consent required in Student Connect as well)
6. myBlueprint Consent
7. Walking Parent Permission
8. District Cloud Services Consent

Demographics Area - Canadian Anti-Spam Legislation (CASL) permission dropdown in Demographics (for each parent/guardian)

Part 1: Parent Connect Login

Step 1 – Retrieve your Parent Connect password, you can skip to Step 2 if you already have your login password. If you are only seeing one student when you login to Parent Connect and expect to see more students – Please follow this password reset process, it will sync up access to all your linked students.

Open <https://parentconnect.sd83.bc.ca> in your Web Browser such as Google Chrome. Click the “Forgot My Password” link.



PC-0000 | Version - 2019.12.26

SCHOOL DISTRICT NO. 83 (NORTH OKANAGAN-SHUSWAP) Powered by CIMS

Students First **ParentConnect**

[Sign In Help](#) [How to Allow Popups](#) [District Website](#)

For additional online help click on the District tab above.

Email Address

Password

 * case sensitive

Sign In

[Forgot My Password](#)

[Retrieve Initial Password](#)

How to sign in to ParentConnect - [Instructions Document](#)

Enter your email address and click ‘Send password recovery email’

Forgot My Password

Enter your Email Address:

Send password recovery email

Back

** If you have multiple students, you have to ability to link them. **

To do so, sign in to each student, select 'MANAGE PASSWORD' and make the password the same across all of your students.

You will receive confirmation that your login password has been sent to your email address. **If you receive an error message that your email is invalid please call your child's school office and provide your current email address.**

Forgot My Password

Enter your Email Address:

Send password recovery email

Error
Invalid email address - Please contact school
Could not send password recovery email

Check your email to retrieve the password recovery link. Click the link to go to the password recovery web page (you have 30 minutes after the link has been received, if the link expires please request another password recovery link with the instructions above).

From: **NOREPLY** <noreply@sd83.bc.ca>
Date: Thu, Jan 23, 2022 at 10:00 AM
Subject: ParentConnect - Recover password
To: <noreply@sd83.bc.ca>

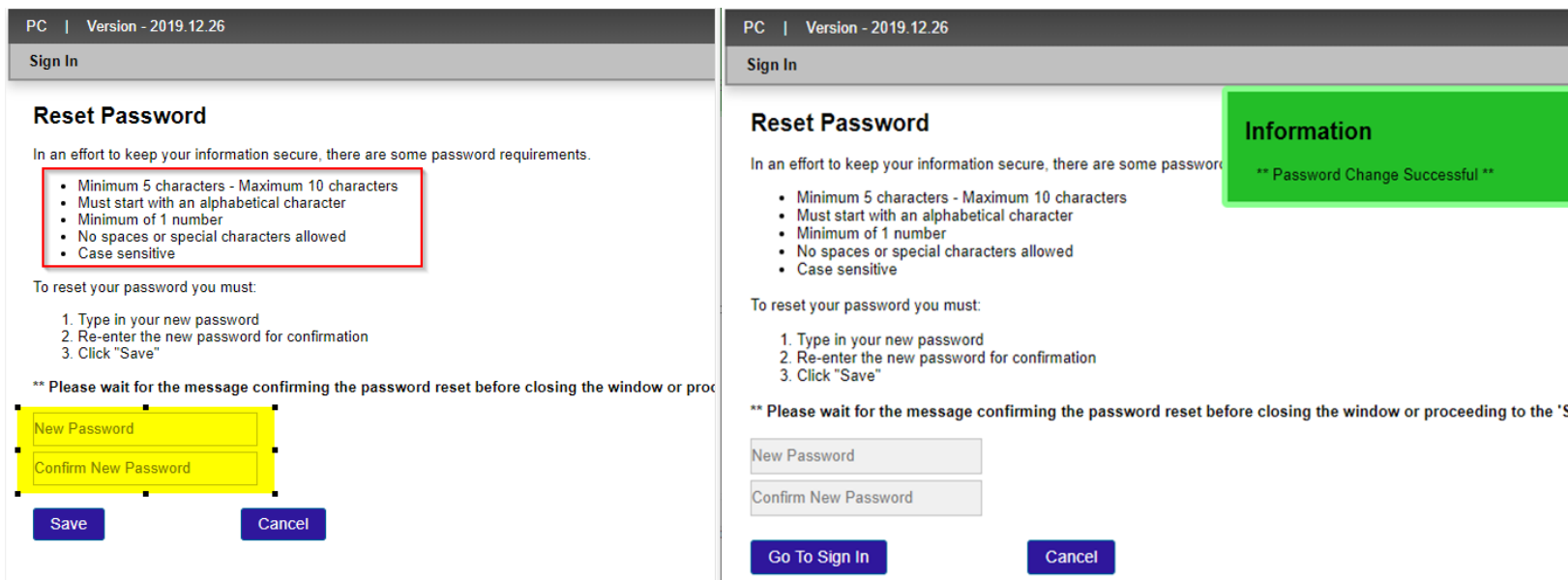
Your ParentConnect password recovery link:

<https://cimsweb.sd83.bc.ca/schoolconnect/ParentRPassword.aspx>

This link will expire in 30 minutes. If you cannot click on the link, please copy and paste it in to your browser URL bar.

School Email - Please contact school/sender for further information
School District No. 83 (North Okanagan-Shuswap)


The Reset Password page will load from the link. Following the password requirements enter your new password into to the password boxes and click Save. If your password is saved successfully you will see a Green confirmation box. You can then click on “Go To Sign in” to sign into Parent Connect with your new password.




Step 2 - Log into Parent Connect

Open <https://parentconnect.sd83.bc.ca> in your Web Browser such as Google Chrome. Enter your email address and password and click 'Sign In'

PC-0000 | Version - 08.27.2018

 **SCHOOL DISTRICT NO. 83 (NORTH OKANAGAN-SHUSWAP)**
Students First

Powered by CIMS 
ParentConnect

PopUps District Help

For additional online help click on the District tab above.

Email Address

Password

* case sensitive

Sign In

[Forgot My Password](#)

Part 2: Parents Forms and CASL email permission

Step 1 - Complete the Forms:

- a) Click Forms on the top menu bar to view the available forms.
- b) Click on the attachment to the right of each web form description to download (.pdf) the corresponding form.
- c) Once you have carefully read the form, select your response and click on the SAVE button (VERY IMPORTANT).
- d) Repeat until all web forms have been completed (depending on school could be as many as 6).

PC-0015 | Version - 08.27.2018 Help | Manage Password | Sign Out

SCHOOL DISTRICT NO. 83 (NORTH OKANAGAN-SHUSWAP) ParentConnect

Home Attendance Folder **Forms** Grades Interview Profile Reports Resources

Last Sign on: 10/05/2016

Sign on Count:

Student: JIMMY DOE Grade: Save

Class:

Form Description	Document	Category	Due Date	Response	Select Response
Personal Information Consent	Click here to read form	FAMILY	06/24/2017		"No Response" <input type="text"/>
Outside Media Consent	Click here to read form	FAMILY	06/24/2017		"No Response" <input type="text"/>
Parent Digital Citizenship Agreement	Click here to read form	FAMILY	06/24/2017		"No Response" <input type="text"/>

Step 2 - Complete the Canadian Anti-Spam form

Due to Canada's Anti-Spam Legislation you need to provide consent to receive emails from School District 83. Click the 'Profile' tab on the Navigation bar and select 'Basic Demographics'



The screenshot shows the ParentConnect website interface for School District No. 83 (North Okanagan-Shuswap). The top navigation bar includes the school district logo, name, and slogan "Students First". The "ParentConnect" logo is on the right. The main navigation bar contains tabs for Home, Attendance, Folder, Forms, Grades, Interview, Profile, Reports, and Resources. The "Profile" tab is selected and highlighted with a red box, and its dropdown menu is open, showing "Basic Demographics" and "Education Plan" options, both also highlighted with red boxes. Below the navigation bar, there are fields for "Last Sign on:" and "Sign on Count:".

Click 'Edit' for the Guardian email address you would like to approve for SD83 email messages.

PC-0001 | Version - 08.27.2018 Help | Manage Password | Sign Out

SCHOOL DISTRICT NO. 83 (NORTH OKANAGAN-SHUSWAP)
Students First **ParentConnect**

Home Attendance Folder Forms Grades Interview Profile Reports Resources

Last Sign on: 10/05/2016
 Sign on Count:

Student: **JIMMY DOE** Grade:
 Class: Student # PEN #

Address (Street, City, Prov, PC)
 Mailing Address
 Home Phone# Student Cell#
 Student EMAIL
 Locker

Medical Numbers Health Details
 Health Codes

Total Charges Total Payments Bus Route/Time
 Emergency/Out of Prov/Other Contacts

Edit	Title	Name	Relation	WorkPlace	EMAIL	Address	Phone#	Phone#	Phone#	Call Order	Consent
<input type="button" value="Edit"/>	Guardian	JANE DOE	MOTHER		janedoe@example.com	123 FORESTGROVE, SALMON ARM BC V3T 8E5	0 -	0 -			No
<input type="button" value="Edit"/>	Guardian	JOHN DOE	FATHER		john DOE@example.com	123 FORESTGROVE, SALMON ARM BC V3T 8E5	(250)555-5555	0 -			No

The detailed demographic info will appear to the right of the guardian list. Select 'Yes' in the Consent to CASL Email and click 'Save'

JOHN DOE

Relation: FATHER

Phone# (250) 5555555 Extn

Work

Phone# (250) 555555 **Do not repeat home phone#**

Cell

Phone# ()

Home

Employer

Consent to Commercial Email Yes [What is Commercial email](#)
 No

Email: johndoe@example.com

The consent field will change to Yes confirming that CASL approval has been completed for your email address.

Edit	Title	Name	Relation	WorkPlace	EMAIL	Address	Phone#	Phone#	Phone#	Call Order	Consent
<input type="button" value="Edit"/>	Guardian	JANE DOE	MOTHER		janedoe@example.com	123 FORESTGROVE, SALMON ARM BC V5T 8E5	0 -	0 -			No
<input type="button" value="Edit"/>	Guardian	JOHN DOE	FATHER		johndoe@example.com	123 FORESTGROVE, SALMON ARM BC V5T 8E5	(250)555-5555	0 -			Yes